










Edelweiss - Exchange Traded Fund-Nifty 50 (G) As On 30-06-2018

Equity	99.61%	Type	Open-ended
Debt	0.19%	Category	Equity: Large Cap
Others	0.20%	Launch Date	May 08, 2015
Face Value (Rs/Unit)	10	Benchmark	NIFTY 50 Total Return
52-Week High (29 Jan 2018)	11683.2	Corpus	3.00 INR (Cr.)
52-Week Low (11 Aug 2017)	10166.7	Avg Maturity	

Holdings	Net Asset
HDFC Bank	10.23%
Reliance Industries	7.94%
HDFC	7.56%
Infosys	5.88%
ITC	5.38%
Tata Consultancy Services	4.34%
Kotak Mahindra Bank	4.23%
ICICI Bank	4.18%
Larsen and Toubro	3.71%
Maruti Suzuki India	2.78%
Hindustan Unilever	2.77%
Indusind Bank	2.33%
State Bank of India	2.27%
Axis Bank	2.07%
Mahindra and Mahindra	1.97%
Yes Bank	1.48%
Sun Pharmaceutical Inds.	1.47%
Asian Paints	1.35%
Bajaj Finance	1.28%
HCL Technologies	1.22%
Bharti Airtel	1.19%
NTPC	1.18%
Tata Motors	1.17%
ONGC	1.06%
Hero Motocorp	1.06%

Sector/Rating	Net Asset	
Financial	35.63%	
Technology	11.44%	
Energy	10.18%	
FMCG	8.15%	
Automobile	6.98%	
Construction	3.71%	
Healthcare	1.47%	
Chemicals	1.35%	
Communication	1.19%	

% RETURNS

30 Days	3 Months	1 Year	2 Years	3 Years
2.57	4.36	12.16	15.51	10.22